



January 2023

| Sunday | Monday | Tuesday | Wednesday | Thursday | Friday | Saturday |
|--|--|---|---|---|---|---|
| 1 Forgive and forget the mistakes of the past year. | 2 Ask students: What will people say when you graduate? | 3 Delegate classroom tasks to your students. | 4 Tell jokes. | 5 Praise students for being punctual. | 6 Let your students teach someone else. | 7 Don't avoid discussing politics and religion. |
| 8 Don't get too personal... but personal enough to show you care. | 9 Give a smile and a pat on the back when a student reaches a goal. | 10 Understand that everybody gets frustrated. | 11 Be compassionate, yet firm. | 12 Teach survival skills. | 13 Have class members demonstrate something they know. | 14 Discuss the pros and cons of allowing food and beverages in the classroom. |
| 15 Discuss the need for personal space. | 16 Textbooks are resources, not road maps. | 17 As a class, consider alternate ways to arrange classroom furniture. | 18 Eyes express what words cannot...watch what your eyes are saying! | 19 Contact your students when they don't come to class. | 20 Have information available about free or inexpensive health care providers. | 21 Incorporate technology into instruction. |
| 22 Laugh a lot. | 23 Ask students to write about the best friend they had growing up. | 24 Send students to people who can help them better than you can. | 25 Be nice or say something kind to a difficult person. | 26 Use good judgement when talking about your personal issues. | 27 Talk about where students live or work. | 28 Try not to reinforce negative attitudes and behaviors. |
| 29 Encourage students to move on when they are ready. | 30 Teach with newspapers and magazines (digital and hard copy). | 31 Watch a film in class and then write about it. | | | |  www.ohioaspire.org |

February 2023

| Sunday | Monday | Tuesday | Wednesday | Thursday | Friday | Saturday |
|---|--|---|--|--|---|---|
| | | | 1 Use a new word every day. | 2 Discuss the quotes of great people. | 3 Celebrate diversity. | 4 Encourage students to share their culture and heritage with the class. |
| 5 Talk about heroes. | 6 Ask yourself: is my teaching okay or is it great? | 7 Respect is not commanded; it is earned. | 8 Give students immediate feedback. | 9 Let your classroom be noisy part of the day. | 10 Teach students through the lives they live. | 11 Ask students about their favorite birthday. |
| 12 Ask students: Who is the most proud of you for returning to school? | 13 Bring in Valentine's Day candy for your students. | 14 Discuss, then write about the many different kinds of love. | 15 Ask students: What have you done that you're proud of? | 16 Remember that a classroom can be a scary place. | 17 Review progress and goals with students. | 18 Ask students: Where would you like to be five years from now? |
| 19 Higher expectations lead to higher achievement. | 20 Don't allow excessive joking and teasing in the classroom. | 21 Help students find their strengths. | 22 Remember to use humorous books in your classroom. | 23 Encourage learners to talk about their families. | 24 Celebrate something with food. | 25 Teach computer skills with many kinds of website. |
| 26 Plan early for a recognition ceremony. | 27 Help students discover other learning styles. | 28 Laugh when you make a mistake, then demonstrate how you fix it. | Peer mentoring is a great learning tool. | | |  www.ohioaspire.org |


March 2023

| Sunday | Monday | Tuesday | Wednesday | Thursday | Friday | Saturday | |
|--|---|--|---|---|---|--|---|
|  | | | 1 Plan ahead for each day. | 2 Ask yourself: Am the only one involved in my class? | 3 Watch for library book sales to stock up on classroom learning material. | 4 Read to your students. | |
| | 5 Have a newspaper in your classroom. | 6 Discuss a television program and why it's good or bad. | 7 Treat students like adults. | 8 When you don't know something, admit it. | 9 Bring in cookies to share. | 10 Call every student by their name at least once every day. | 11 Encourage students to keep trying when they don't do well a test. |
| | 12 Reward hard work | 13 Have students write about something they know about. | 14 The classroom is not the dating game. | 15 Work on strengthening weaknesses. | 16 Respect students' privacy. | 17 Ask students: What would you tell someone who is reluctant to register at a program? | 18 Create a WhatsApp group for your class. |
| | 19 Add posters and cartoons to your classroom walls. | 20 Read, discuss and eat fortune cookies. | 21 Remember that everyone gets crabby. | 22 Teach a relaxation exercise. | 23 Encourage students to tell you what they like to read. | 24 Have plants in your classroom. | 25 Help students review and revise their goals. |
| | 26 Ask students: What is your least favorite holiday, and why? | 27 Ask students to journal: What might be a barrier to your learning? | 28 Share your favorite joke. | 29 Explain to students why they take assessments, and what the assessments will show them. | 30 Take time to observe your students. | 31 Encourage students to tell you their strengths as well as their weaknesses. | |


April 2023

| Sunday | Monday | Tuesday | Wednesday | Thursday | Friday | Saturday |
|--|--|---|---|---|--|--|
|  | | | | | | 1 Start the class off with clean tables every day. |
| 2 Change the room arrangement as often as feasible. | 3 Invite your program administrator(s) for coffee with your class. | 4 Work your students' interests into your lessons. | 5 Use audiobooks in your classroom. | 6 Don't give a complicated answer to a simple question. | 7 Observe another Aspire teacher in his or her classroom. | 8 Refer a student to a career counselor for help you cannot give. |
| 9 Have students invite their best friend to class for a day. | 10 Let students know you recognize their efforts. | 11 Ask students what things they would change about the classroom if they could. | 12 Tell students that every day they come to class is a day they have succeeded. | 13 Post resources for support services in class or on a class website. | 14 Tell students to take a quick break when they become frustrated with their work. | 15 Remind students that as they change, so will those around them. |
| 16 Do not show favoritism. | 17 Show students how to use the library. Encourage them to get their own cards. | 18 Write a note to a student who needs extra encouragement. | 19 Ask students: What do you like or not like about spring? | 20 Bring something new to teach with to your classroom every week. | 21 Show students how to keep track of their own progress. | 22 Post the date of your recognition ceremony in the classroom or on the class website. |
| 23 Encourage the use of journals. | 24 Share assessment results in private with students. | 25 Keep your own anger under control. | 26 Encourage students to discuss questions as a group. | 27 Wear comfortable shoes. | 28 Teach students to use breaks wisely. | 29 Help students learn what kind of study environment best suits them. |
| 30 Teach an anger management technique | | | | | | |

May 2023

| Sunday | Monday | Tuesday | Wednesday | Thursday | Friday | Saturday |
|---|---|--|--|--|---|---|
| | 1 Bring in spring flowers for the classroom. | 2 Sit down at a table with your students and participate in their learning. | 3 Ask students: If you could change one thing about your life, what would you change? | 4 Keep a supply of colored pencils, colored overlays, and graph paper handy for students to use freely. | 5 Invite disrespectful students to come back to class when they want to learn. | 6 Discuss a controversial issue. |
| 7 Share your own hobbies with your class. | 8 Have a quiet place to study available for those who need it. | 9 Invite past graduates to come and share their successes. | 10 Have students interview someone who served in the military. | 11 Find new materials to use with students who are struggling. | 12 Discuss: What is the meaning of Memorial Day? | 13 Show students, individually, how far they have come in their learning. |
| 14 Have former students write letters of welcome and encouragement for new students. | 15 Use expression in your voice. Monotones are boring! | 16 Teach organizational skills. | 17 Practice what you teach. | 18 Hold a session on creative writing every month. | 19 Be empathetic with your students. | 20 Hang maps on your walls. |
| 21 Practice good oral hygiene. | 22 Teach students how to study by themselves | 23 Teach math without worksheets. | 24 Read an interesting article out loud to your students. | 25 Watch National Geographic TV in class. | 26 Tell riddles to your class. | 27 Hold a raffle for good attendance. |
| 28 Talk about famous people. | 29 Talk about slogans and what they mean. | 30 Have students write to their representatives. | 31 Find out student nicknames. | | |  |


June 2023

| Sunday | Monday | Tuesday | Wednesday | Thursday | Friday | Saturday |
|--|---|--|--|---|---|--|
|  | | | | 1 Help students identify their learning problems and find solutions. | 2 Teach students how to write a business email. | 3 Use colored whiteboard markers, papers, highlighters, and overlays. |
| 4 Walk around the classroom as you teach. | 5 Make sure students get answers to their questions. | 6 Recognize student birthdays. | 7 Remember that new students do not know testing language. | 8 Use visual organizers to help learners organize and memorize. | 9 Bring donuts to class. | 10 Make sure you give feedback on assessment results as soon as you can. |
| 11 Put a journal writing topic on the board every day for students to write about. | 12 Have students write notes to absent students. | 13 Review the school year. Did you accomplish what you wanted to? | 14 Ask students: How can make my teaching better next year? | 15 Collect real-life things to use in your classroom. | 16 Ask yourself: Do I keep student records accurately, thoroughly, and up to date? | 17 Ask yourself: Have I communicated my needs for myself and my students to my supervisors? |
| 18 Ask yourself: Have I helped students revise their goals on a regular basis? | 19 Go to lunch with other Aspire instructors to generate new ideas. | 20 Sign up for a professional workshop this summer. | 21 Learn something new that you can share with your students. | 22 Go through the suggestion box (if you use one) and make positive changes. | 23 Prepare an agreement or contract for learning with your students. | 24 Make sure expectations for class are clear and in writing for every student. |
| 25 Bring materials into the classroom that have a wide range of instructional levels. | 26 Choose ways to teach problem solving techniques to your students. | 27 Ask another teacher to evaluate you as you teach your class. | 28 Have students develop an activity to do with their children. | 29 Remember, an angry might be afraid. | 30 Tell students that the only failure is in not trying. | |

July 2023

| Sunday | Monday | Tuesday | Wednesday | Thursday | Friday | Saturday |
|---|---|---|--|---|--|---|
|  | | | | | | 1 Encourage students to register to vote if they are eligible. |
| 2 Help students see that each new skill they learn will help them in other areas of their lives. | 3 Plan a math lesson around going out to eat. | 4 Ask students: When was the first time you can remember seeing fireworks? | 5 Don't let textbooks and worksheets take over your classroom. | 6 Make bulletin board space available in your room for students to communicate with each other. | 7 Show your students how to figure the tip for a server. | 8 Assign students to interview each other. |
| 9 Use air conditioning or fans to keep the classroom comfortable. | 10 Share successful practices and ideas with your co-workers. | 11 Break skill tasks down into small steps. | 12 Have students plan and hold a summer picnic for their families. | 13 Find out where your students shop and eat. With permission, leave program fliers in these places. | 14 Get businesses to donate items for giveaways and awards for your students. | 15 Invite a local business to talk about what they want in an employee |
| 16 Post resources for local daycare providers in your classroom or on class website. | 17 Plan a class reunion for graduates from the past five years. Invite your local newspaper to cover it. | 18 Keep an emergency supply of personal hygiene products available and accessible. | 19 Have a folder of activities that can be used on a moment's notice when things aren't going well. | 20 Have students bring in books from home to trade. | 21 Invite speakers from trade schools, business schools, and colleges to talk with your students. | 22 Can a new student find your classroom easily? |
| 23 Teach your students to use positive self-talk. | 24 Put a brainteaser on the board. | 25 Ask students: Do your lessons meet the needs of your students? | 26 Return emails, texts, and phone calls promptly. | 27 Ask students how a lesson relates to their role as a parent, teacher, or worker. | 28 Subscribe to one or two good magazines for your classroom. | 29 Invite the Red Cross or County Extension Office to make a presentation to your class. |
| 30 Discuss personal safety issues. | 31 Teach a lesson outside. | | | | | |

August 2023

| Sunday | Monday | Tuesday | Wednesday | Thursday | Friday | Saturday |
|--|--|--|--|--|---|--|
| | | 1 Let students celebrate holidays from other countries in your classroom. | 2 Compliment students on their punctuality. | 3 Use authentic materials in the classroom. | 4 Allow students to express disagreement. Teach them to disagree respectfully. | 5 Ask yourself: Am confident enough to let my students evaluate my teaching? |
| 6 Let students work in pairs. | 7 Pose a parenting problem and ask your students how they would solve it. | 8 Praise a student for reaching a milestone. | 9 Practice reading bus schedules. Take students on a bus if they haven't been on one. | 10 Play different types of music in your classroom. | 11 Be receptive to change. | 12 Maintain a positive attitude. |
| 13 Show students respect by giving them your full attention when they are talking to you. | 14 First impressions of others can be deceiving. | 15 Leave your personal problems at home. | 16 Discuss the history, the pros, and the cons of organized labor unions. | 17 Allow seasoned class members to help with orientation of new students. | 18 Ask students: Who is someone you admire? | 19 Share lists of free, local events in your community. |
| 20 Ask your students to share their collections. | 21 Fill out a job application in class. | 22 Invite a mental health professional to teach stress relief techniques. | 23 Be supportive of students going through personal crisis or loss. | 24 Share job descriptions from a variety of local businesses. | 25 Don't offer unsolicited advice. | 26 Help students set realistic timeframes for achieving short- and long-term goals. |
| 27 Don't promise what you can't deliver. | 28 Ask students: Who was the best teacher you ever had? Why was he or she the best? | 29 Ask students: What is school like for your children? How would you change things for them? | 30 Read something motivational before each class session. | 31 Have a scheduled time for assessments. |  | |


September 2023

| Sunday | Monday | Tuesday | Wednesday | Thursday | Friday | Saturday |
|--|--|--|---|--|--|---|
|  | | | | | 1 Ask students: What is one thing you wish you had learned earlier in your life? | 2 Ask students: When do children begin to learn? |
| 3 Put things in your classroom that are positive and motivating. | 4 Establish a method of sharing news or information with students in your class. | 5 Introduce students to the staff they will come in contact with regularly. | 6 Make sure your classroom is a place in which you would like to spend time. | 7 Show students where things are in your building. | 8 Ask students: What do you want to gain from coming to class? | 9 Help students write daily goals. |
| 10 Have students introduce themselves. They don't need to share more than their name. | 11 Tell students there is a connection between how often they come to class and how quickly they will progress. | 12 Have students work in small groups. | 13 Emphasize the difference between Aspire and other types of classes. | 14 Recruit volunteers to work with individual students in and out of class. | 15 Show your enthusiasm for teaching! | 16 Greet everyone with a smile and a warm attitude. |
| 17 Plan for every student to be successful in some way each day. | 18 Use a variety of assessments with your students. | 19 Share your expectations for classroom behavior clear. | 20 Ask students to share one way they used their learning outside of class | 21 Address test anxiety. | 22 If you have students not returning to class, contact them now to find out why. | 23 Ask students if they have any good luck charms. Have them bring them in to share. |
| 24 Ask students: Is success a matter of luck, hard work, or both? | 25 Tell students they will learn many skills besides math and reading in your classroom. | 26 Share the stories of famous HSE graduates with your students. | 27 Show students how and where they can keep track of their progress. | 28 Keep a suggestion box in your room. Check it regularly. | 29 Have students list three things that make learning hard for them. | 30 Have students list three things that make learning easy for them. |


October 2023

| Sunday | Monday | Tuesday | Wednesday | Thursday | Friday | Saturday |
|---|---|--|---|--|---|---|
| 1 Ask students: What is the last memory you have about learning something new? | 2 Discuss the meaning of the word "acronym" and find examples in your classroom. | 3 Speak to each and every student every day. | 4 Lead by example. | 5 Keep a journal for yourself. | 6 Before class is over, have students write down one thing they learned today. | 7 Ask students: What have you always wanted to learn to do? |
| 8 Show students samples of work completed digitally and in hard copy. | 9 Guide students in locating materials they need. They may have trouble finding them on their own. | 10 Ask yourself if your students are having fun while they learn. | 11 If someone doesn't want to learn, find out why. | 12 Offer more praise than criticism. | 13 Let students take time to look at all the materials in the classroom | 14 Use materials from everyday life to teach. |
| 15 Teach a different way every day. | 16 Ask students: What would you like to teach your children? | 17 Watch the face of a student who is taking a test. | 18 Use role play for conflict resolution. | 19 Teach skills to discuss difficult topics. | 20 Talk about the changing weather. | 21 Read poems every now and then. |
| 22 Show pictures or videos of graduation ceremonies. | 23 Have students check goals to see if they need to be revised. | 24 Do simple science experiments with your students. | 25 Find out the history of how Halloween began. | 26 Have students write about things they are afraid of. | 27 Take a walk outside with your students. | 28 Record yourself teaching. Critique yourself. |
| 29 Bring in a recipe for something made with pumpkin. | 30 Ask students: What were or are your grandparents like? | 31 Use candy corn to do math problems. | | | |  www.ohioaspire.org |

November 2023

| Sunday | Monday | Tuesday | Wednesday | Thursday | Friday | Saturday |
|---|---|--|---|--|---|--|
| | | | 1 Find out and discuss current election issues with your students. | 2 Share information about volunteer work in your community. | 3 Share articles and stories that talk about local elections and candidates. | 4 Encourage students to vote if they are eligible. |
| 5 Discuss election results. | 6 Give students opportunities to have conferences with you. | 7 Invite the American Red Cross to teach students how to perform the Heimlich Maneuver. | 8 Ask your students if they understand their assessment results. | 9 Give learners choices in where they sit. | 10 Ask yourself: Is my classroom inviting? | 11 Ask yourself: When was the last time looked at my job description? |
| 12 Ask your students if you are teaching them what they need to learn. | 13 Check classroom supplies regularly. | 14 Encourage learners to support one another in class. | 15 Play a motivational speech in your classroom. | 16 Offer explanations of how the lessons you teach in class will help with life outside of class. | 17 Regularly use manipulatives to teach with. | 18 Let students know you believe in their ability to succeed. |
| 19 Encourage students to express their opinions. | 20 Ask students: What are you thankful for? | 21 Teach with grocery store flyers. | 22 Have students write about what Thanksgiving means to them. | 23 Discuss what it means to be grateful. | 24 Discuss what it is to be a pilgrim. | 25 Discuss good manners. |
| 26 Chart or graph the outside temperature for a week and analyze it. | 27 Offer information on when and where in your community to receive extra help for the holidays. | 28 Make something with your class using paper, cloth, or wood. | 29 Develop a learning contract with students. | 30 Bring only positive comments to your next staff meeting. |  | |

December 2023

| Sunday | Monday | Tuesday | Wednesday | Thursday | Friday | Saturday |
|--|---|--|--|---|--|--|
|  | | | | | 1 Ask someone from another culture to share a holiday tradition with the | 2 Plan an event for students to help others in some way. |
| 3 Assess life skills. | 4 Invite students to share photos of unfamiliar language and objects in the community. | 5 Teach proper telephone etiquette. | 6 Have students make lists of good employee attributes. | 7 Confidence breeds success. | 8 Teach negotiation skills. | 9 When a learning plateau is reached, review past success. |
| 10 Make cards using the computer. | 11 Begin planning an end-of-year party or celebration. | 12 Play music in the classroom. | 13 Remind students that they always have options. | 14 Watch a movie with your class. | 15 Draw for door prizes. | 16 Write personal and motivating notes to your students to be read during winter break. |
| 17 Invite students to bring in family photographs. | 18 Keep information about postsecondary options in your classroom. | 19 Encourage students to have a backup transportation plan. | 20 Keep jumper cables in your classroom. | 21 Debate an important issue. | 22 Share information about job opportunities with students as you hear of them. | 23 Bring in grocery store ads and coupons to plan for shopping. |
| 24 Reflect on successes of this year. | 25 Be thankful for all gifts. | 26 Only give praise when it is genuine. | 27 Write about: What was the most important lesson you learned this year? | 28 Provide time for goal setting and measuring goal attainment during the first weeks of the new year. | 29 Bring in hot chocolate to drink. | 30 Discuss this morning's lead news story. |
| 31 Make new year's resolutions. | | | | | | |